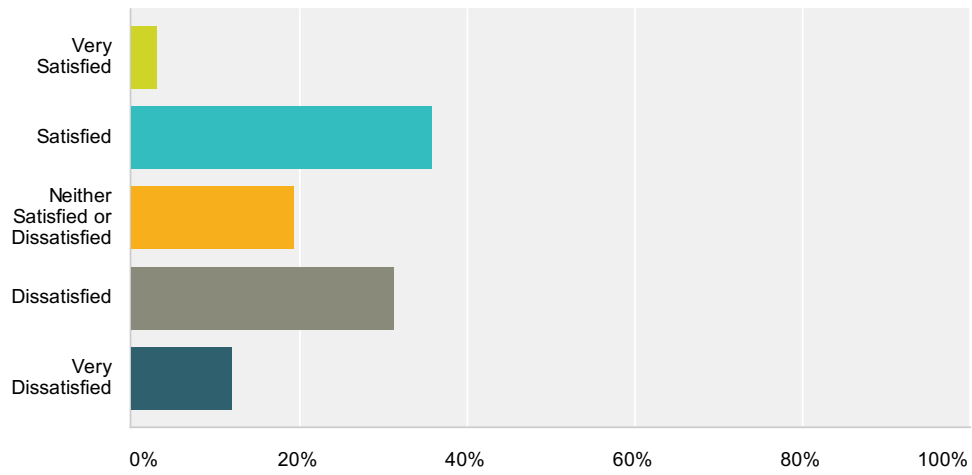


## Q1 Overall how satisfied with the internal streets in Meadows Place

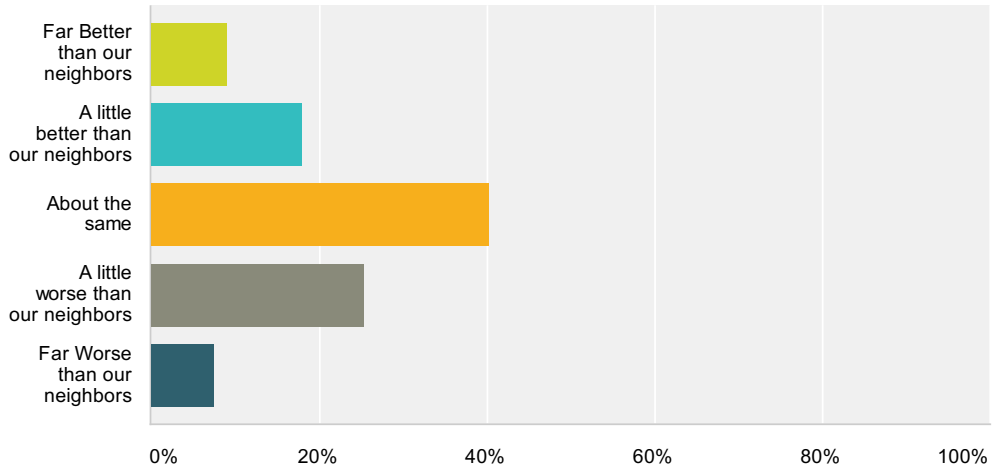
Answered: 67 Skipped: 0



Answer Choices	Responses
<b>Very Satisfied</b>	2.99% 2
<b>Satisfied</b>	35.82% 24
<b>Neither Satisfied or Dissatisfied</b>	19.40% 13
<b>Dissatisfied</b>	31.34% 21
<b>Very Dissatisfied</b>	11.94% 8
Total Respondents: 67	

## Q2 Overall, how would you rate our streets in comparison to our neighboring cities

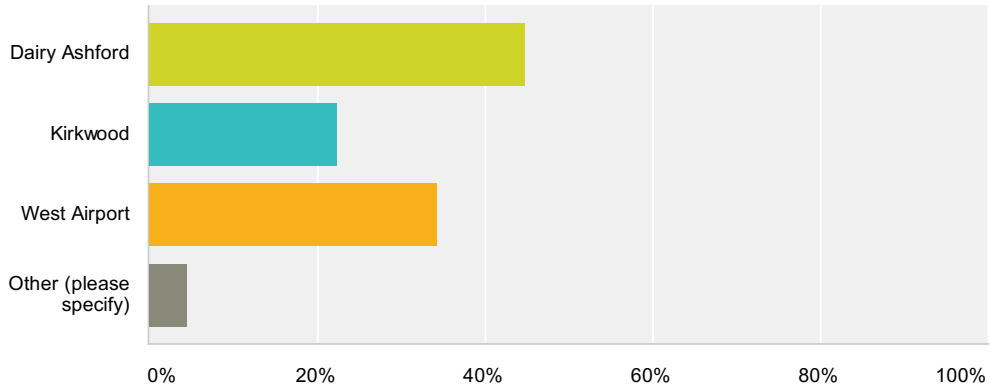
Answered: 67 Skipped: 0



Answer Choices	Responses
<b>Far Better than our neighbors</b>	<b>8.96%</b> 6
<b>A little better than our neighbors</b>	<b>17.91%</b> 12
<b>About the same</b>	<b>40.30%</b> 27
<b>A little worse than our neighbors</b>	<b>25.37%</b> 17
<b>Far Worse than our neighbors</b>	<b>7.46%</b> 5
Total Respondents: 67	

### Q3 Which major street do you live nearest to in Meadows Place?

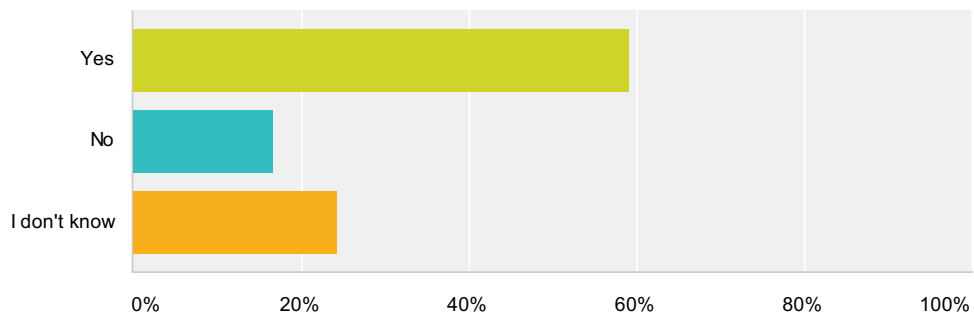
Answered: 67 Skipped: 0



Answer Choices	Responses
<b>Dairy Ashford</b>	<b>44.78%</b> 30
<b>Kirkwood</b>	<b>22.39%</b> 15
<b>West Airport</b>	<b>34.33%</b> 23
Other (please specify) <b>Responses</b>	<b>4.48%</b> 3
Total Respondents: 67	

### Q4 Do you think the city does a good a job on our streets based on the budget we have

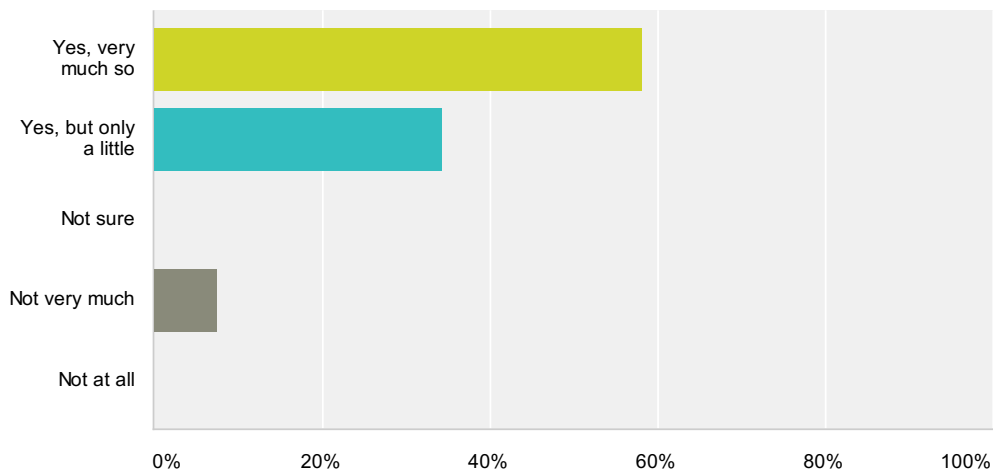
Answered: 66 Skipped: 1



Answer Choices	Responses	
<b>Yes</b>	<b>59.09%</b>	39
<b>No</b>	<b>16.67%</b>	11
<b>I don't know</b>	<b>24.24%</b>	16
Total		66

### Q5 Do you feel our streets have an impact on property values

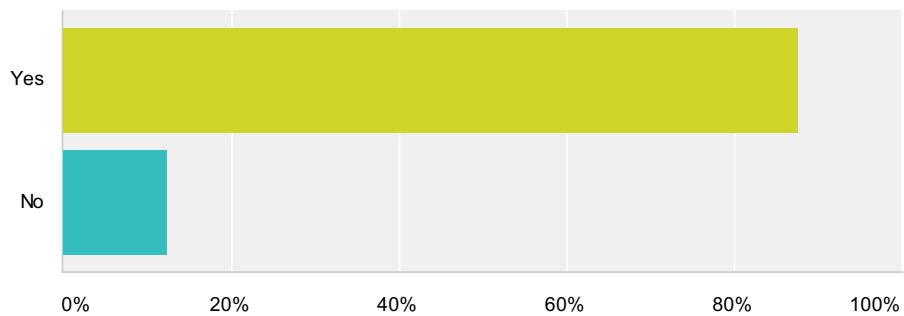
Answered: 67 Skipped: 0



Answer Choices	Responses
<b>Yes, very much so</b>	<b>58.21%</b> 39
<b>Yes, but only a little</b>	<b>34.33%</b> 23
<b>Not sure</b>	<b>0%</b> 0
<b>Not very much</b>	<b>7.46%</b> 5
<b>Not at all</b>	<b>0%</b> 0
Total	67

### Q6 Would you like to see the city be do more regarding road repair inside the city

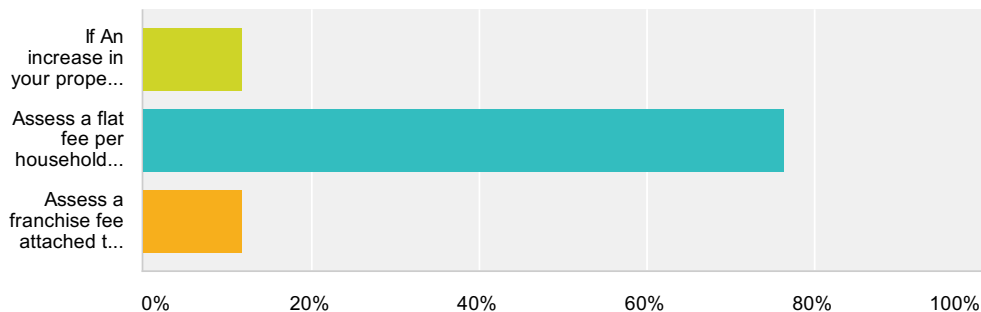
Answered: 65 Skipped: 2



Answer Choices	Responses	
<b>Yes</b>	<b>87.69%</b>	57
<b>No</b>	<b>12.31%</b>	8
Total Respondents: 65		

**Q7 If you answered No stop here. If you answered Yes, please continue -Knowing that additional funds would be needed to do more, would you prefer the fund source be**

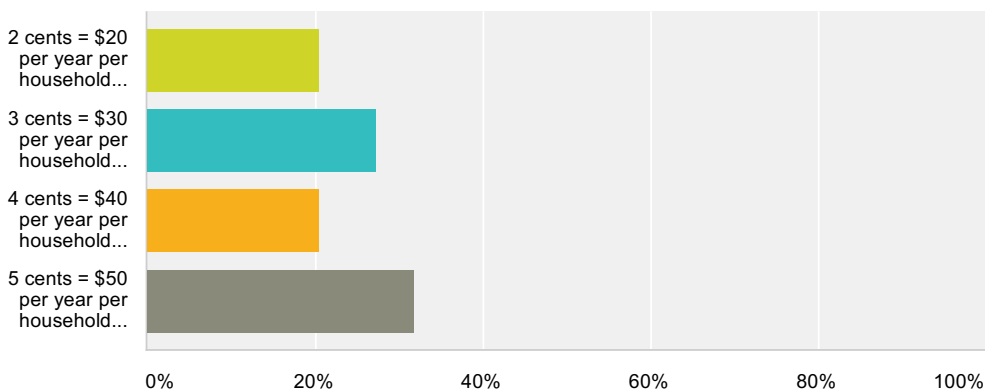
Answered: 51 Skipped: 16



Answer Choices	Responses
<b>If An increase in your property tax which will go up and down with the change in your evaluation and have the funds go into the General Fund. Note- these funds could be used for anything and could not carry over.</b>	11.76% 6
<b>Assess a flat fee per household attached to solid waste collection that does not change without a public hearing and council approval. With this, we can start a specific Road Repair Fund that will accumulate, carry over from year to year and can be used only for street repair</b>	76.47% 39
<b>Assess a franchise fee attached to solid waste collection which is a percentage of the garbage fee and will go up or down each time a contract is written. Like the flat fee, we can start a specific Road Repair Fund that will accumulate, carry over from year to year and can be used only for street repair.</b>	11.76% 6
Total Respondents: 51	

**Q8 If the decision is made to assess an increase in property tax, which rate do you think would be best. (amounts are based on \$100,000 assessed value per household)**

Answered: 44 Skipped: 23

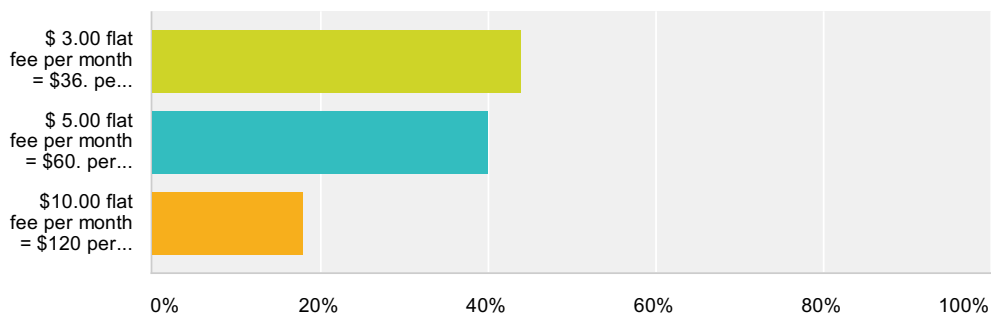


Answer Choices	Responses
<b>2 cents = \$20 per year per household (1550) = \$ \$31,000 (estimated) into General Fund</b>	20.45% 9
<b>3 cents = \$30 per year per household (1550) = \$46,500 (estimated) into General Fund</b>	27.27% 12
<b>4 cents = \$40 per year per household (1550) = \$62,000 (estimated) into General Fund</b>	20.45% 9
<b>5 cents = \$50 per year per household (1550) = \$77,500 (estimated) into General Fund</b>	31.82% 14
Total Respondents: 44	



### Q9 If the decision is made to assess a flat fee collected through the garbage fee, how much per home per month do you think would be best?

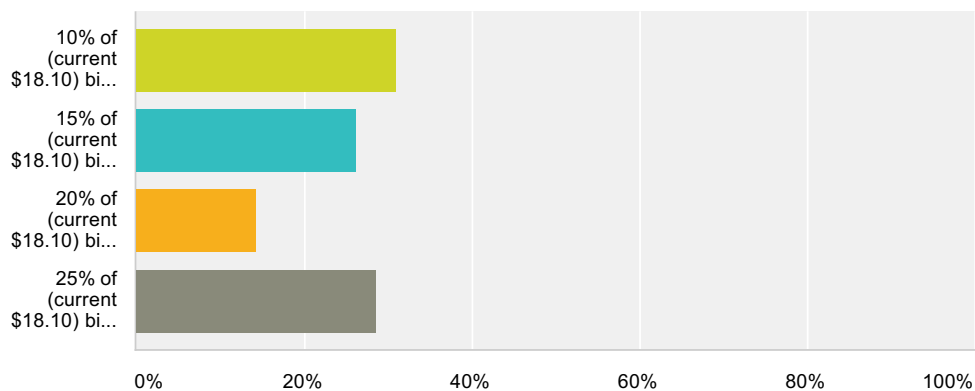
Answered: 50 Skipped: 17



Answer Choices	Responses
<b>\$ 3.00 flat fee per month = \$36. per year per household (1550) = \$55,800 for road repair</b>	<b>44%</b> 22
<b>\$ 5.00 flat fee per month = \$60. per year per household (1550) = \$93,000 for road repair</b>	<b>40%</b> 20
<b>\$10.00 flat fee per month = \$120 per year per household (1550) = \$186,000 for road repair</b>	<b>18%</b> 9
Total Respondents: 50	

### Q10 If the decision is made to assess a franchise fee collected though the garbage fee, how much per home per month do you think would be best?

Answered: 42 Skipped: 25



Answer Choices	Responses
10% of (current \$18.10) bill = 1.82 per month = \$ 21.72 per year per household (1550) = \$ 33,666	30.95% 13
15% of (current \$18.10) bill = \$2.72 per month = \$ 32.64 per year per household (1550) = \$ 50,592	26.19% 11
20% of (current \$18.10) bill = 3.64 per month = \$ 43.68 per year per household (1550) = \$ 67,704	14.29% 6
25% of (current \$18.10) bill = 4.53 per month = \$ 54.36 per year per household (1550) = \$ 84,258	28.57% 12
Total Respondents: 42	

**Q11 What comments, if any do you have for  
Mayor and Council regarding a Road Use  
Fee**

Answered: 30 Skipped: 37